

Celerity Himalia Charter

California Department of Education School Accountability Report Card Reported Using Data from the 2016-17 School Year

By February 1 of each year, every school in California is required by state law to publish a School Accountability Report Card (SARC). The SARC contains information about the condition and performance of each California public school. Under the Local Control Funding Formula (LCFF) all local educational agencies (LEAs) are required to prepare a Local Control and Accountability Plan (LCAP), which describes how they intend to meet annual school-specific goals for all pupils, with specific activities to address state and local priorities. Additionally, data reported in an LCAP is to be consistent with data reported in the SARC.

- For more information about SARC requirements, see the California Department of Education (CDE) SARC Web page at <http://www.cde.ca.gov/ta/ac/sa/>.
- For more information about the LCFF or LCAP, see the CDE LCFF Web page at <http://www.cde.ca.gov/fq/aa/lc/>.
- For additional information about the school, parents/guardians and community members should contact the school principal or the district office.

DataQuest

DataQuest is an online data tool located on the [CDE DataQuest Web page](#) that contains additional information about this school and comparisons of the school to the district and the county. Specifically, DataQuest is a dynamic system that provides reports for accountability (e.g., test data, enrollment, high school graduates, dropouts, course enrollments, staffing, and data regarding English learners).

Internet Access

Internet access is available at public libraries and other locations that are publicly accessible (e.g., the California State Library). Access to the Internet at libraries and public locations is generally provided on a first-come, first-served basis. Other use restrictions may include the hours of operation, the length of time that a workstation may be used (depending on availability), the types of software programs available on a workstation, and the ability to print documents.

Debby Prado

Principal, Celerity Himalia Charter

About Our School

Celerity Himalia opened in the Fall of 2017 to operate a high quality school in the historically underserved area of South Los Angeles. The mission of Celerity Himalia Charter School is to provide a school where at risk students will thrive in an atmosphere of high expectations and engaging curriculum with challenging learning activities. In accordance with our mission, we enroll at-risk students from communities in need. The community surrounding Celerity Himalia is growing rapidly and is highly impacted. On average, 100% of the surrounding community's students qualify for the free or reduced lunch program, and 41% of the students are English Learners. The community is mostly Latino.

Our dedication to low income communities has allowed us to develop an instructional model designed to meet the needs of these communities. Celerity Himalia Charter School is modeled after Celerity Charter Schools, which have a reputation for high academic standards, experienced and caring staff members as well a commitment to its students. Students have an opportunity to be challenged in an environment where high expectations and academic excellence will be non-negotiable. Students benefit from a small, safe school environment where a respect for each other and each other's differences will prevail. They benefit from an environment where parents and teachers will work in partnership to meet student achievement goals.

Pending board approval on February 6, 2018.

Contact

*Celerity Himalia Charter
5100 South Broadway Ave.
Los Angeles, CA 90037-3837*

*Phone: 323-253-8869
E-mail: dprado@celeritycalifornia.org*

About This School

Contact Information (School Year 2017-18)

District Contact Information (School Year 2017-18)	
District Name	SBE - Celerity Himalia
Phone Number	310-904-2012
Superintendent	Nadia Shaiq
E-mail Address	nshaiq@celeritycalifornia.org
Web Site	www.celeritycalifornia.org

School Contact Information (School Year 2017-18)	
School Name	Celerity Himalia Charter
Street	5100 South Broadway Ave.
City, State, Zip	Los Angeles, Ca, 90037-3837
Phone Number	323-253-8869
Principal	Debby Prado
E-mail Address	dprado@celeritycalifornia.org
Web Site	www.celeritycalifornia.org
County-District-School (CDS) Code	19770810135954

Last updated: 2/1/2018

School Description and Mission Statement (School Year 2017-18)

Mission:

The mission of Celerity Himalia Charter School is to provide a school where at risk students will thrive in an atmosphere of high expectations and engaging curriculum with challenging learning activities.

Vision:

Celerity Himalia Charter School will be a community of diverse individuals where students will develop their intellectual, artistic, and physical talents to the highest degree. Our vision will encompass five critical focus areas that affect the school community:

Academic Excellence

Our academic program challenges the intellect and maximizes the potential of each student to acquire knowledge, concepts, and skills necessary to become thinking, productive, responsible citizens. Excellence in academics results in a love of lifelong learning and supportive, involved community.

Mutual Respect

Celerity Himalia Charter School fosters a culture of mutual respect that builds trust and engages students in learning.

Qualified Teachers and Paraprofessionals

Teachers and paraprofessionals meet ESSA standards as qualified.

Parental Investment and Community Involvement

Parents want the best for their children and share in the responsibility and the process of educating their children. These involved parents serve as catalysts to students' success.

Respect and Diversity

Celerity Himalia Charter School is an inclusive community in which people from different cultural, ethnic, racial, and religious backgrounds learn, live, and work harmoniously with mutual respect, without compromising their beliefs and their identities. We champion the cause of excellence and equity.

Last updated: 1/30/2018

A. Conditions of Learning

State Priority: Basic

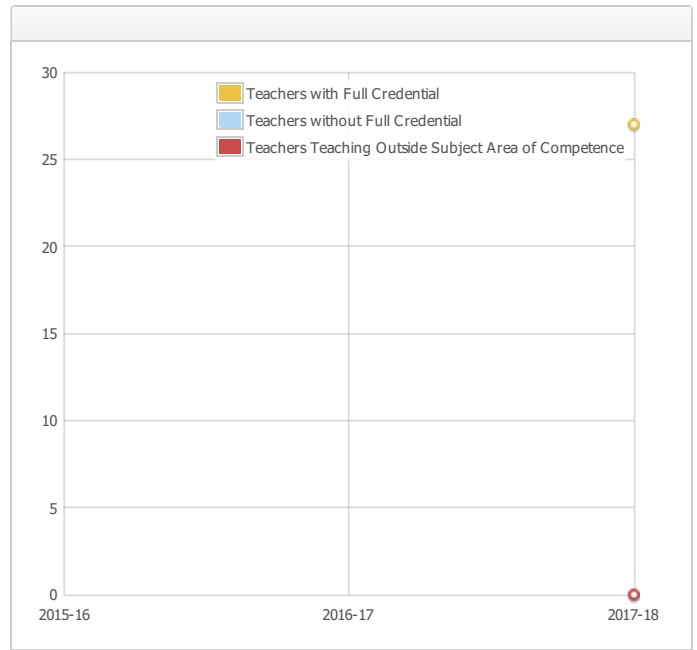
The SARC provides the following information relevant to the State priority: Basic (Priority 1):

- Degree to which teachers are appropriately assigned and fully credentialed in the subject area and for the pupils they are teaching;
- Pupils have access to standards-aligned instructional materials; and
- School facilities are maintained in good repair

Teacher Credentials

Celerity Himalia opened in the Fall of 2017.

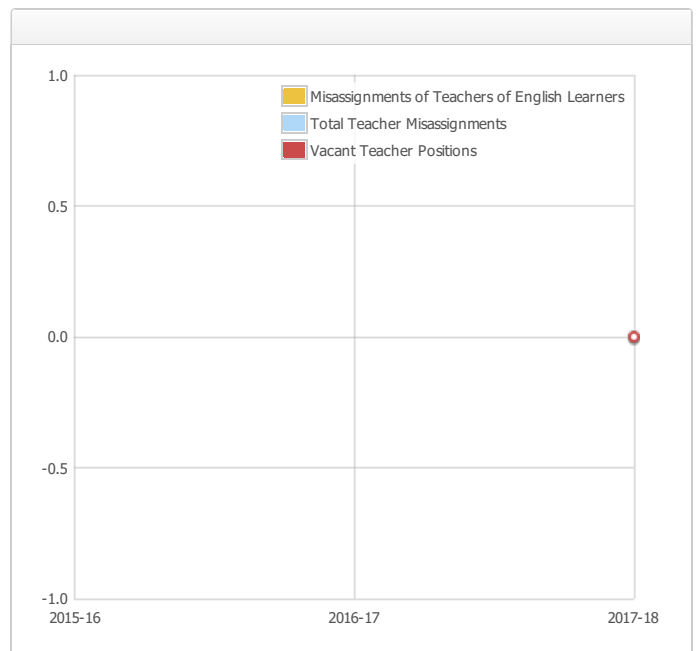
Teachers	School		District	
	2015-16	2016-17	2017-18	2017-18
With Full Credential			27	
Without Full Credential			0	
Teachers Teaching Outside Subject Area of Competence (with full credential)			0	



Last updated: 1/31/2018

Teacher Misassignments and Vacant Teacher Positions

Indicator	2015-16	2016-17	2017-18
Misassignments of Teachers of English Learners			0
Total Teacher Misassignments*			0
Vacant Teacher Positions			0



Note: "Misassignments" refers to the number of positions filled by teachers who lack legal authorization to teach that grade level, subject area, student group, etc.

* Total Teacher Misassignments includes the number of Misassignments of Teachers of English Learners.

Last updated: 1/23/2018

Quality, Currency, Availability of Textbooks and Instructional Materials (School Year 2017-18)

Year and month in which the data were collected: September 2017

Subject	Textbooks and Instructional Materials/year of Adoption	From Most Recent Adoption?	Percent Students Lacking Own Assigned Copy
Reading/Language Arts	Houghton Mifflin Harcourt: Journeys Common Core 2014 for grades K-6 Houghton Mifflin Harcourt: Holt McDougal (HMD) Literature 2012 for grades 7-8	Yes	0.0 %
Mathematics	Pearson: enVision Math California Common Core 2015 for grades K-6 Pearson: California Digits 22015 for grades 7-8	Yes	0.0 %
Science	Delta Education: FOSS Kits 3rd Edition for grades K-5 CPO Science: CPO Science Kits for grades 6-8	Yes	0.0 %
History-Social Science	Houghton Mifflin Harcourt: World History Ancient Civilizations, Grade 6 Mcdougal Littell: Medieval And Early Modern Times, Grade 7 Mcdougal Littell: Creating America Beginnings Through WWI, Grade 8	Yes	0.0 %
Foreign Language	N/A		0.0 %
Health	N/A		0.0 %
Visual and Performing Arts	N/A		0.0 %
Science Lab Eqpmt (Grades 9-12)	N/A	N/A	0.0 %

Note: Cells with N/A values do not require data.

Last updated: 1/30/2018

School Facility Conditions and Planned Improvements

The LEA takes great efforts to ensure that all schools are clean, safe, and functional at all times. In our continuing effort to stay in "good" standing, our Director of Facilities utilizes the State of California Facility Inspection Tool (FIT) form for all site inspections. For information on the results of the latest survey completed please contact John Vargas by email at jvargas@celeritycalifornia.org.

Improvements will be made for increased learning achievements and based on budget availability.

Last updated: 1/30/2018

School Facility Good Repair Status

Year and month of the most recent FIT report: December 2017

System Inspected	Rating	Repair Needed and Action Taken or Planned
Systems: Gas Leaks, Mechanical/HVAC, Sewer	Good	
Interior: Interior Surfaces	Good	
Cleanliness: Overall Cleanliness, Pest/Vermin Infestation	Good	
Electrical: Electrical	Good	
Restrooms/Fountains: Restrooms, Sinks/Fountains	Good	
Safety: Fire Safety, Hazardous Materials	Good	
Structural: Structural Damage, Roofs	Good	
External: Playground/School Grounds, Windows/Doors/Gates/Fences	Good	

Overall Facility Rate

Year and month of the most recent FIT report: December 2017

Overall Rating	Exemplary
----------------	-----------

Last updated: 1/24/2018

B. Pupil Outcomes

State Priority: Pupil Achievement

The SARC provides the following information relevant to the State priority: Pupil Achievement (Priority 4):

- **Statewide assessments** (i.e., California Assessment of Student Performance and Progress [CAASPP] System, which includes the Smarter Balanced Summative Assessments for students in the general education population and the California Alternate Assessments [CAAs] for English language arts/literacy [ELA] and mathematics given in grades three through eight and grade eleven. Only eligible students may participate in the administration of the CAAs. CAAs items are aligned with alternate achievement standards, which are linked with the Common Core State Standards [CCSS] for students with the most significant cognitive disabilities); and
- The percentage of students who have successfully completed courses that satisfy the requirements for entrance to the University of California and the California State University, or career technical education sequences or programs of study.

CAASPP Test Results in ELA and Mathematics for All Students

Grades Three through Eight and Grade Eleven (School Year 2016-17)

Celerity Himalia opened in the Fall of 2017.

Subject	Percentage of Students Meeting or Exceeding the State Standards					
	School		District		State	
	2015-16	2016-17	2015-16	2016-17	2015-16	2016-17
English Language Arts / Literacy (grades 3-8 and 11)						
Mathematics (grades 3-8 and 11)						

Note: Percentages are not calculated when the number of students tested is ten or less, either because the number of students in this category is too small for statistical accuracy or to protect student privacy.

Last updated: 2/1/2018

CAASPP Test Results in ELA by Student Group**Grades Three through Eight and Grade Eleven (School Year 2016-17)**

Student Group	Total Enrollment	Number Tested	Percent Tested	Percent Met or Exceeded
All Students				
Male				
Female				
Black or African American				
American Indian or Alaska Native				
Asian				
Filipino				
Hispanic or Latino				
Native Hawaiian or Pacific Islander				
White				
Two or More Races				
Socioeconomically Disadvantaged				
English Learners				
Students with Disabilities				
Students Receiving Migrant Education Services				
Foster Youth				

Note: ELA test results include the Smarter Balanced Summative Assessment and the CAA. The "Percent Met or Exceeded" is calculated by taking the total number of students who met or exceeded the standard on the Smarter Balanced Summative Assessment plus the total number of students who met the standard (i.e., achieved Level 3--Alternate) on the CAAs divided by the total number of students who participated in both assessments.

Note: Double dashes (--) appear in the table when the number of students is ten or less, either because the number of students in this category is too small for statistical accuracy or to protect student privacy.

Note: The number of students tested includes all students who participated in the test whether they received a score or not; however, the number of students tested is not the number that was used to calculate the achievement level percentages. The achievement level percentages are calculated using only students who received scores.

Last updated: 1/30/2018

CAASPP Test Results in Mathematics by Student Group**Grades Three through Eight and Grade Eleven (School Year 2016-17)**

Student Group	Total Enrollment	Number Tested	Percent Tested	Percent Met or Exceeded
All Students				
Male				
Female				
Black or African American				
American Indian or Alaska Native				
Asian				
Filipino				
Hispanic or Latino				
Native Hawaiian or Pacific Islander				
White				
Two or More Races				
Socioeconomically Disadvantaged				
English Learners				
Students with Disabilities				
Students Receiving Migrant Education Services				
Foster Youth				

Note: Mathematics test results include the Smarter Balanced Summative Assessment and the CAA. The "Percent Met or Exceeded" is calculated by taking the total number of students who met or exceeded the standard on the Smarter Balanced Summative Assessment plus the total number of students who met the standard (i.e., achieved Level 3--Alternate) on the CAAs divided by the total number of students who participated in both assessments.

Note: Double dashes (--) appear in the table when the number of students is ten or less, either because the number of students in this category is too small for statistical accuracy or to protect student privacy.

Note: The number of students tested includes all students who participated in the test whether they received a score or not; however, the number of students tested is not the number that was used to calculate the achievement level percentages. The achievement level percentages are calculated using only students who received scores.

Last updated: 1/30/2018

CAASPP Test Results in Science for All Students**Grades Five, Eight and Ten**

Subject	Percentage of Students Scoring at Proficient or Advanced					
	School		District		State	
	2014-15	2015-16	2014-15	2015-16	2014-15	2015-16
Science (grades 5, 8, and 10)					56%	54%

Note: Science test results include California Standards Tests (CSTs), California Modified Assessment (CMA), and California Alternate Performance Assessment (CAPA) in grades five, eight, and ten.

Note: Scores are not shown when the number of students tested is ten or less, either because the number of students in this category is too small for statistical accuracy or to protect student privacy.

Note: The 2016-17 data are not available. The California Department of Education is developing a new science assessment based on the Next Generation Science Standards for California Public Schools (CA NGSS). The new California Science Test (CAST) was piloted in spring 2017. The CST and CMA for Science will no longer be administered.

Last updated: 1/30/2018

State Priority: Other Pupil Outcomes

The SARC provides the following information relevant to the State priority: Other Pupil Outcomes (Priority 8):

- Pupil outcomes in the subject area of physical education

California Physical Fitness Test Results (School Year 2016-17)

Celerity Himalia opened in the Fall of 2017

Grade Level	Percentage of Students Meeting Fitness Standards		
	Four of Six Fitness Standards	Five of Six Fitness Standards	Six of Six Fitness Standards

Note: Percentages are not calculated when the number of students tested is ten or less, either because the number of students in this category is too small for statistical accuracy or to protect student privacy.

Last updated: 1/30/2018

C. Engagement

State Priority: Parental Involvement

The SARC provides the following information relevant to the State priority: Parental Involvement (Priority 3):

- Efforts the school district makes to seek parent input in making decisions for the school district and each schoolsite

Opportunities for Parental Involvement (School Year 2017-18)

Parents will be actively engaged in the development of the school as members of the Site-based Management Council.

Prior to the enrollment of a student, the parent(s) and the student will meet with the principal.

Parents will be provided multiple opportunities to develop awareness of benchmarks and what their children must achieve to be successful.

Each parent and the school will sign a Family Agreement acknowledging their understanding, responsibility and commitment to support student learning and the academic goals of Celerity Himalia Charter School.

Parents will be encouraged to volunteer time to support the school and to participate as mentors.

Parent-teacher conferences will take place quarterly.

There are several types of parent meetings parents can attend: General Parent Meetings, Parent Advisory Council, School Site Council, and District English Learner Advisory Council.

State Priority: Pupil Engagement

Last updated: 1/23/2018

The SARC provides the following information relevant to the State priority: Pupil Engagement (Priority 5):

- High school dropout rates; and
- High school graduation rates

State Priority: School Climate

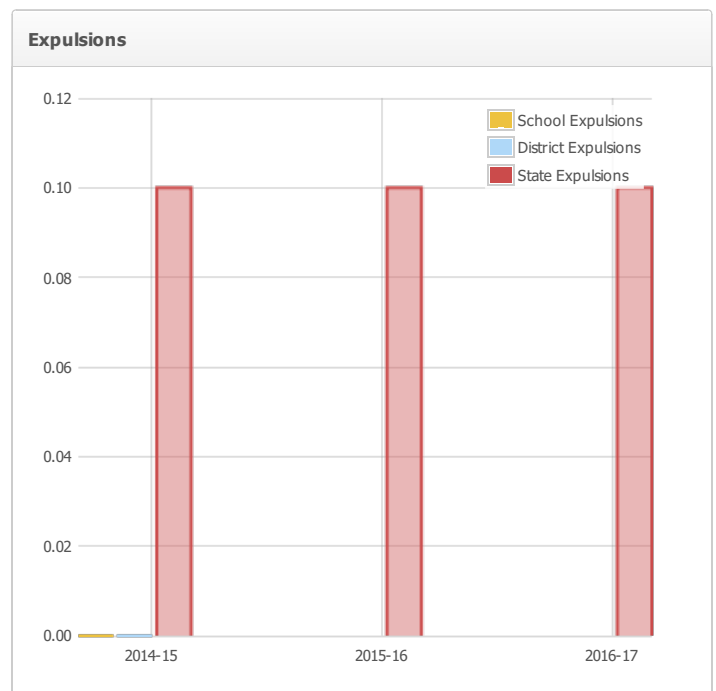
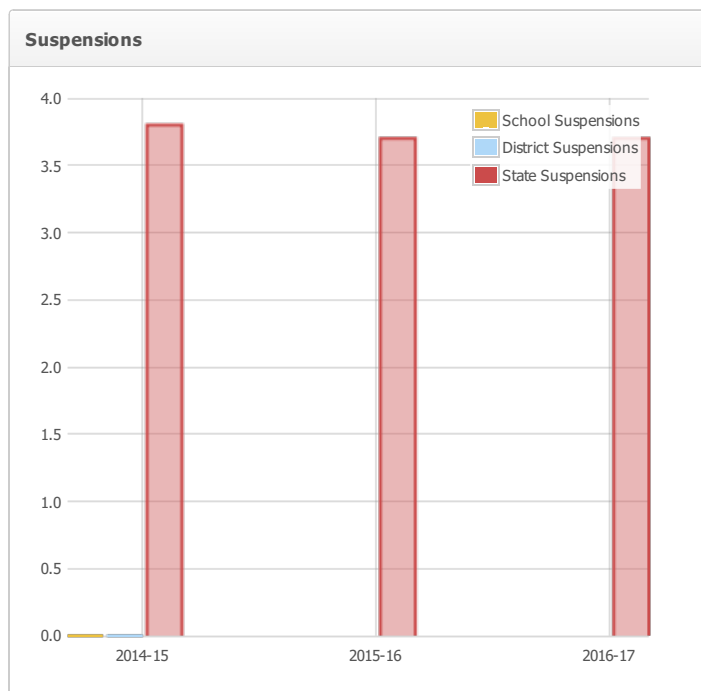
The SARC provides the following information relevant to the State priority: School Climate (Priority 6):

- Pupil suspension rates;
- Pupil expulsion rates; and
- Other local measures on the sense of safety

Suspensions and Expulsions

Celerity Himalia opened in the Fall of 2017.

Rate	School			District			State		
	2014-15	2015-16	2016-17	2014-15	2015-16	2016-17	2014-15	2015-16	2016-17
Suspensions	--	--	--	--	--	--	3.8%	3.7%	3.7%
Expulsions	--	--	--	--	--	--	0.1%	0.1%	0.1%



Last updated: 1/30/2018

School Safety Plan (School Year 2017-18)

A key component to emergency and disaster preparedness is knowledge. Knowing how to respond to an emergency will lead to effective remediation of a problem.

The Standardized Emergency Management System (SEMS) provides for a fully integrated and coordinated multiple level responses to multi-agency, multijurisdictional emergencies. SEMS is based on the Incident Command System (ICS).

ICS has five primary functions:

Command/management, operations, planning/intelligence, logistics and finance/administration

All school personnel have pre-designated duties and responsibilities to assume in the event of a major disaster; earthquake, fire, lock down or other determined emergency. All

CHCS employees automatically become Civil Defense Workers upon declaration of a disaster or state of emergency.

The emergency plan was created to assist the administration and staff members should a disaster occur. The first and foremost objective is safety of the site's students and personnel.

Teachers are required to inform their students about the safety procedures and practice them frequently.

Last updated: 1/23/2018

D. Other SARC Information

The information in this section is required to be in the SARC but is not included in the state priorities for LCFF.

Federal Intervention Program (School Year 2017-18)

Indicator	School	District
Program Improvement Status	Not in PI	In PI
First Year of Program Improvement		2004-2005
Year in Program Improvement		Year 3
Number of Schools Currently in Program Improvement	N/A	642
Percent of Schools Currently in Program Improvement	N/A	69.0%

Last updated: 1/23/2018

Average Class Size and Class Size Distribution (Elementary)

Celerity Himalia opened in the Fall of 2017

Grade Level	2014-15			2015-16			2016-17					
	Average Class Size	Number of Classes *			Average Class Size	Number of Classes *			Average Class Size	Number of Classes *		
		1-20	21-32	33+		1-20	21-32	33+		1-20	21-32	33+
K												
1												
2												
3												
4												
5												
6												
Other												

* Number of classes indicates how many classes fall into each size category (a range of total students per class).

Last updated: 1/24/2018

Average Class Size and Class Size Distribution (Secondary)

Celerity Himalia opened in the Fall of 2017

Subject	2014-15			2015-16			2016-17					
	Average Class Size	Number of Classes *			Average Class Size	Number of Classes *			Average Class Size	Number of Classes *		
		1-22	23-32	33+		1-22	23-32	33+		1-22	23-32	33+
English												
Mathematics												
Science												
Social Science												

* Number of classes indicates how many classrooms fall into each size category (a range of total students per classroom). At the secondary school level, this information is reported by subject area rather than grade level.

Last updated: 1/24/2018

Academic Counselors and Other Support Staff (School Year 2016-17)

Celerity Himalia opened in the Fall of 2017

Title	Number of FTE* Assigned to School	Average Number of Students per Academic Counselor
Academic Counselor		
Counselor (Social/Behavioral or Career Development)		N/A
Library Media Teacher (Librarian)		N/A
Library Media Services Staff (Paraprofessional)		N/A
Psychologist		N/A
Social Worker		N/A
Nurse		N/A
Speech/Language/Hearing Specialist		N/A
Resource Specialist (non-teaching)		N/A
Other		N/A

Note: Cells with N/A values do not require data.

*One Full Time Equivalent (FTE) equals one staff member working full time; one FTE could also represent two staff members who each work 50 percent of full time.

Last updated: 1/30/2018

Expenditures Per Pupil and School Site Teacher Salaries (Fiscal Year 2015-16)

Celerity Himalia opened in the Fall of 2017

Level	Total Expenditures Per Pupil	Expenditures Per Pupil (Restricted)	Expenditures Per Pupil (Unrestricted)	Average Teacher Salary
School Site	--	--	--	--
District	N/A	N/A	--	--
Percent Difference – School Site and District	N/A	N/A	--	--
State	N/A	N/A	\$6574.0	--
Percent Difference – School Site and State	N/A	N/A	--	--

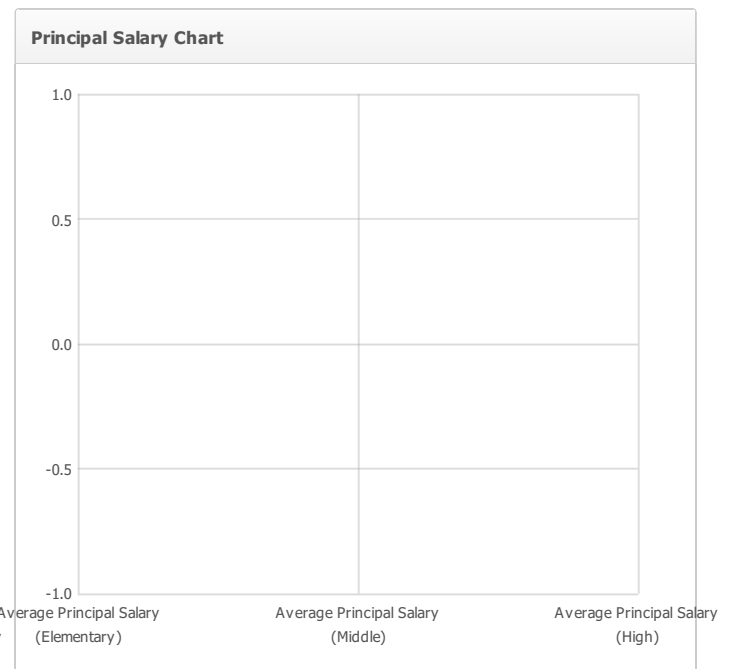
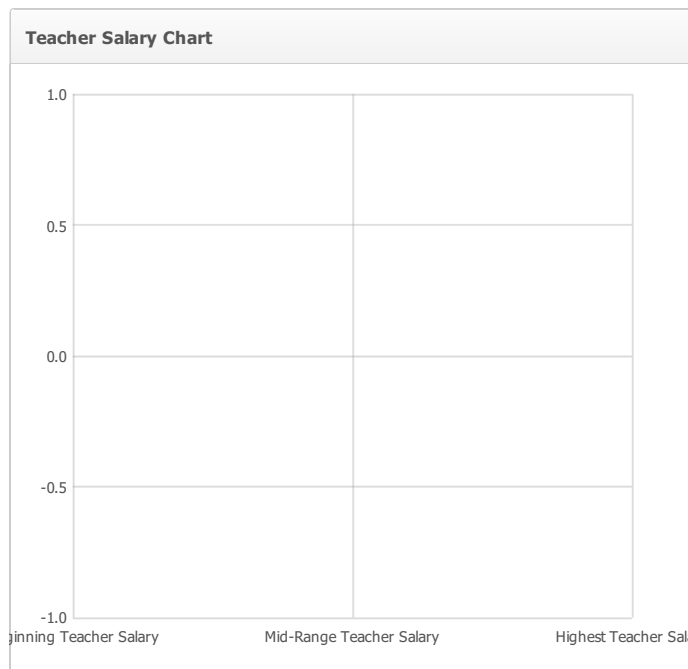
Note: Cells with N/A values do not require data.

Last updated: 2/1/2018

Teacher and Administrative Salaries (Fiscal Year 2015-16)

Category	District Amount	State Average For Districts In Same Category
Beginning Teacher Salary	--	\$
Mid-Range Teacher Salary	--	\$
Highest Teacher Salary	--	\$
Average Principal Salary (Elementary)	--	\$
Average Principal Salary (Middle)	--	\$
Average Principal Salary (High)	--	\$
Superintendent Salary	--	\$
Percent of Budget for Teacher Salaries	--	0.0%
Percent of Budget for Administrative Salaries	--	0.0%

For detailed information on salaries, see the CDE Certificated Salaries & Benefits Web page at <http://www.cde.ca.gov/ds/fd/cs/> .



Last updated: 2/1/2018

Professional Development

Prior to the beginning of every academic year there will be ten days of paid faculty training aimed at developing standards-based curriculum guidelines and lesson plans.

There will also be four additional "Professional Development Days", throughout the year to be held as follow up sessions. These opportunities provide the staff to meet together for a full school day to work on creating thematic and integrated lesson plans.

Teachers will also meet every Wednesday at the end of the school day to prepare for common planning, analyzing of student work and to evaluate status of targeted goals identified on prior full day professional development days

Last updated: 1/23/2018